

FORM NO. MGT-7

[Pursuant to sub-Section(1) of section 92 of the Companies Act, 2013 and sub-rule (1) of rule 11of the Companies (Management and Administration) Rules, 2014]



सत्यमेव जयते

Annual Return

Form language English Hindi

Refer the instruction kit for filing the form.

I. REGISTRATION AND OTHER DETAILS

(i) * Corporate Identification Number (CIN) of the company

L85110KA1987PLC008699

Pre-fill

Global Location Number (GLN) of the company

* Permanent Account Number (PAN) of the company

(ii) (a) Name of the company

CAN FIN HOMES LIMITED

(b) Registered office address

29/1, M N KRISHNA ROA ROAD, NEAR LALBAGH WEST GATE,
BASAVANAGUDI P.S.
BANGALORE.
Karnataka
560004

(c) *e-mail ID of the company

veena.kamath@canfinhomes.com

(d) *Telephone number with STD code

08041261144

(e) Website

www.canfinhomes.com

(iii) Date of Incorporation

29/10/1987

Type of the Company	Category of the Company	Sub-category of the Company
Public Company	Company limited by shares	Indian Non-Government company

(v) Whether company is having share capital

Yes No

(vi) *Whether shares listed on recognized Stock Exchange(s)

Yes No



(a) Details of stock exchanges where shares are listed

S. No.	Stock Exchange Name	Code
1	BSE	1
2	NSE	1,024

(b) CIN of the Registrar and Transfer Agent

U85110KA1994PLC016174

Pre-fill

Name of the Registrar and Transfer Agent

CANBANK COMPUTER SERVICES LIMITED

Registered office address of the Registrar and Transfer Agents

218, J.P. ROYALE, 1ST FLOOR, 14TH CROSS,
2ND MAIN, SAMPIGE ROAD, MALLESWARAM,

(vii) *Financial year From date 01/04/2017 (DD/MM/YYYY) To date 31/03/2018 (DD/MM/YYYY)

(viii) *Whether Annual general meeting (AGM) held Yes No

(a) If yes, date of AGM

(b) Due date of AGM

18/07/2018

(c) Whether any extension for AGM granted

Yes No

(f) Specify the reasons for not holding the same

Scheduled Date of AGM is 18/07/2018 and due date is 30/09/2018. This is a provisional form.

II. PRINCIPAL BUSINESS ACTIVITIES OF THE COMPANY

*Number of business activities

2

S.No	Main Activity group code	Description of Main Activity group	Business Activity Code	Description of Business Activity	% of turnover of the company
1	K	Financial and insurance Service	K8	Other financial activities	99.99
2	K	Financial and insurance Service	K3	Life/Non-life Insurance and Reinsurance activities	0.01

III. PARTICULARS OF HOLDING, SUBSIDIARY AND ASSOCIATE COMPANIES (INCLUDING JOINT VENTURES)

*No. of Companies for which information is to be given

0

Pre-fill All



S.No	Name of the company	CIN / FCRN	Holding/ Subsidiary/Associate/ Joint Venture	% of shares held
1				

IV. SHARE CAPITAL, DEBENTURES AND OTHER SECURITIES OF THE COMPANY

(i) *SHARE CAPITAL

(a) Equity share capital

Particulars	Authorised capital	Issued capital	Subscribed capital	Paid up capital
Total number of equity shares	350,000,000	133,227,875	133,227,875	133,154,125
Total amount of equity shares (in Rupees)	700,000,000	266,455,750	266,455,750	266,308,250

Number of classes

1

Class of Shares	Authorised capital	Issued capital	Subscribed capital	Paid up capital
Number of equity shares	350,000,000	133,227,875	133,227,875	133,154,125
Nominal value per share (in rupees)	2	2	2	2
Total amount of equity shares (in rupees)	700,000,000	266,455,750	266,455,750	266,308,250

(b) Preference share capital

Particulars	Authorised capital	Issued capital	Subscribed capital	Paid-up capital
Total number of preference shares	0	0	0	0
Total amount of preference shares (in rupees)	0	0	0	0

Number of classes

0

Class of shares	Authorised capital	Issued capital	Subscribed capital	Paid up capital
Number of preference shares				
Nominal value per share (in rupees)				
Total amount of preference shares (in rupees)				


(c) Unclassified share capital

Particulars	Authorised Capital
Total amount of unclassified shares	0

(d) Break-up of paid-up share capital



Class of shares	Number of shares	Total nominal amount	Total Paid-up amount	Total premium
Equity shares				
At the beginning of the year	26,620,242	266,202,420	266,202,420	
Increase during the year	10,583	105,830	105,830	0
i. Public Issues	0	0	0	0
ii. Rights issue	10,583	105,830	105,830	
iii. Bonus issue	0	0	0	
iv. Private Placement/ Preferential allotment	0	0	0	0
v. ESOPs	0	0	0	0
vi. Sweat equity shares allotted	0	0	0	
vii. Conversion of Preference share	0	0	0	0
viii. Conversion of Debentures	0	0	0	
ix. GDRs/ADRs	0			
x. Others, specify	0			
Decrease during the year	0	0	0	0
i. Buy-back of shares	0	0	0	0
ii. Shares forfeited	0	0	0	0
iii. Reduction of share capital	0	0	0	0
iv. Others, specify				
At the end of the year	26,630,825	266,308,250	266,308,250	
Preference shares				
At the beginning of the year	0	0	0	
Increase during the year	0	0	0	0
i. Issues of shares	0	0	0	0
ii. Re-issue of forfeited shares	0	0		



iii. Others, specify				
Decrease during the year	0	0	0	0
i. Redemption of shares	0	0	0	0
ii. Shares forfeited	0	0	0	0
iii. Reduction of share capital	0	0	0	0
iv. Others, specify				
At the end of the year	0	0	0	

(ii) Details of stock split/consolidation during the year (for each class of shares)

1

Class of shares		(i)	(ii)	(iii)
Before split / Consolidation	Number of shares	26,620,242		
	Face value per share	10		
After split / Consolidation	Number of shares	133,101,210		
	Face value per share	2		

(iii) Details of shares/Debentures Transfers since closure date of last financial year (or in the case of the first return at any time since the incorporation of the company) *

Nil

[Details being provided in a CD/Digital Media]

Yes No Not Applicable

Separate sheet attached for details of transfers

Yes No

Note: In case list of transfer exceeds 10, option for submission as a separate sheet attachment or submission in a CD/Digital Media may be shown.

Date of the previous annual general meeting		28/06/2017	
Date of registration of transfer (Date Month Year)			
Type of transfer		1 - Equity, 2- Preference Shares, 3 - Debentures, 4 - Stock	
Number of Shares/ Debentures/ Units Transferred		Amount per Share/ Debenture/Unit (in Rs.)	



Ledger Folio of Transferor				<input type="text"/>		
Transferor's Name	<input type="text"/>		<input type="text"/>		<input type="text"/>	
	Surname		middle name		first name	
Ledger Folio of Transferee				<input type="text"/>		
Transferee's Name	<input type="text"/>		<input type="text"/>		<input type="text"/>	
	Surname		middle name		first name	

Date of registration of transfer (Date Month Year)				<input type="text"/>		
Type of transfer	<input type="text"/>	1 - Equity, 2- Preference Shares,3 - Debentures, 4 - Stock				
Number of Shares/ Debentures/ Units Transferred	<input type="text"/>		Amount per Share/ Debenture/Unit (in Rs.)	<input type="text"/>		
Ledger Folio of Transferor				<input type="text"/>		
Transferor's Name	<input type="text"/>		<input type="text"/>		<input type="text"/>	
	Surname		middle name		first name	
Ledger Folio of Transferee				<input type="text"/>		
Transferee's Name	<input type="text"/>		<input type="text"/>		<input type="text"/>	
	Surname		middle name		first name	



(iv) *Indebtedness including debentures (Outstanding as at the end of financial year)

Particulars	Number of units	Nominal value per unit	Total value
Non-convertible debentures	50,020	500000 and 10000000	49,020,000,000
Partly convertible debentures	0		0
Fully convertible debentures	0		0
Secured Loans (including interest outstanding/accrued but not due for payment) excluding deposits			53,470,894,544
Unsecured Loans (including interest outstanding/accrued but not due for payment) excluding deposits			34,473,572,626
Deposit			2,282,997,805
Total			139,247,464,975

Details of debentures

Class of debentures	Outstanding as at the beginning of the year	Increase during the year	Decrease during the year	Outstanding as at the end of the year
Non-convertible debentures	37,020,000,000	14,000,000,000	2,000,000,000	49,020,000,000
Partly convertible debentures	0	0	0	0
Fully convertible debentures	0	0	0	0

(v) Securities (other than shares and debentures)

0

Type of Securities	Number of Securities	Nominal Value of each Unit	Total Nominal Value	Paid up Value of each Unit	Total Paid up Value
Total					

V. *Turnover and net worth of the company (as defined in the Companies Act, 2013)

(i) Turnover


15,417,724,674

(ii) Net worth of the Company

13,464,969,051

VI. (a) *SHARE HOLDING PATTERN - Promoters

S. No.	Category	Equity	Preference
--------	----------	--------	------------



		Number of shares	Percentage	Number of shares	Percentage
1.	Individual/Hindu Undivided Family				
	(i) Indian	0	0	0	
	(ii) Non-resident Indian (NRI)	0	0	0	
	(iii) Foreign national (other than NRI)	0	0	0	
2.	Government				
	(i) Central Government	0	0	0	
	(ii) State Government	0	0	0	
	(iii) Government companies	0	0	0	
3.	Insurance companies	0	0	0	
4.	Banks	39,930,365	29.9880796	0	
5.	Financial institutions	0	0	0	
6.	Foreign institutional investors	0	0	0	
7.	Mutual funds	0	0	0	
8.	Venture capital	0	0	0	
9.	Body corporate (not mentioned above)	0	0	0	
10.	Others	0	0	0	
	Total	39,930,365	29.99	0	0

Total number of shareholders (promoters)

1

(b) *SHARE HOLDING PATTERN - Public/Other than promoters

S. No.	Category	Equity		Preference	
		Number of shares	Percentage	Number of shares	Percentage
1.	Individual/Hindu Undivided Family				
	(i) Indian	40,558,354	30.45970525	0	
	(ii) Non-resident Indian (NRI)	1,968,307	1.47821707	0	
	(iii) Foreign national (other than NRI)	0	0	0	



2.	Government				
	(i) Central Government	0	0	0	
	(ii) State Government	0	0	0	
	(iii) Government companies	0	0	0	
3.	Insurance companies	0	0	0	
4.	Banks		0	0	
5.	Financial institutions	110,886	0.08327643	0	
6.	Foreign institutional investors	2,000	0.00150202	0	
7.	Mutual funds	3,992,414	2.99834046	0	
8.	Venture capital	0	0	0	
9.	Body corporate (not mentioned above)	45,510,670	34.17894113	0	
10.	Others	1,081,129	0.81193805	0	
	Total	93,223,760	70.01	0	0

Total number of shareholders (other than promoters)

Total number of shareholders (Promoters+Public/
Other than promoters)

(c) *Details of Foreign institutional investors' (FIIs) holding shares of the company

Name of the FII	Address	Date of Incorporation	Country of Incorporation	Number of shares held	% of shares held

**VII. *NUMBER OF PROMOTERS, MEMBERS, DEBENTURE HOLDERS
(Details, Promoters, Members (other than promoters), Debenture holders)**

Details	At the beginning of the year	At the end of the year
Promoters	2	1
Members (other than promoters)	41,010	77,032
Debenture holders	250	160

VIII. DETAILS OF DIRECTORS AND KEY MANAGERIAL PERSONNEL




(A) *Composition of Board of Directors

Category	Number of directors at the beginning of the year		Number of directors at the end of the year		Percentage of shares held by directors as at the end of year	
	Executive	Non-executive	Executive	Non-executive	Executive	Non-executive
A. Promoter	1	2	1	2	0	0
B. Non-Promoter	0	3	0	4	0	0
(i) Non-Independent	0	0	0	0	0	0
(ii) Independent	0	3	0	4	0	0
C. Nominee Directors representing	0	0	0	0	0	0
(i) Banks & FIs	0	0	0	0	0	0
(ii) Investing institutions	0	0	0	0	0	0
(iii) Government	0	0	0	0	0	0
(iv) Small share holders	0	0	0	0	0	0
(v) Others	0	0	0	0	0	0
Total	1	5	1	6	0	0

Number of Directors and Key managerial personnel (who is not director) as on the financial year end date 9

(B) (i) *Details of directors and Key managerial personnel as on the closure of financial year

Name	DIN/PAN	Designation	Number of equity share(s) held	Date of cessation (after closure of financial year : If any)
KOKKARNE NATRAJAI	00115317	Director	0	
SARADA KUMAR HOT,	07491088	Managing Director	0	
NAGANATHAN GANES	00423686	Additional director	0	
THALLAPAKA VENKAT	05273533	Director	0	
SRINIVAS ANANTHAC	06426985	Director	0	
BHARATHI	06519925	Director	0	
Bharati Rao	01892516	Director	0	
ATANU BAGCHI	AEWPB5059G	CFO	0	



Name	DIN/PAN	Designation	Number of equity share(s) held	Date of cessation (after closure of financial year : If any)
VEENA GANESH KAM/	AKRPK4488R	Company Secretar	0	

(ii) Particulars of change in director(s) and Key managerial personnel during the year

1

Name	DIN/PAN	Designation at the beginning / during the financial year	Date of appointment/ change in designation/ cessation	Nature of change (Appointment/ Change in designation/ Cessation)
Bharati Rao	01892516	Additional director	05/09/2017	Appointment

IX. MEETINGS OF MEMBERS/CLASS OF MEMBERS/BOARD/COMMITTEES OF THE BOARD OF DIRECTORS

A. MEMBERS/CLASS /REQUISITIONED/NCLT/COURT CONVENED MEETINGS

Number of meetings held

1


Type of meeting	Date of meeting	Total Number of Members entitled to attend meeting	Attendance	
			Number of members attended	% of total shareholding
ANNUAL GENERAL MEETI	28/06/2017	41,010		

B. BOARD MEETINGS

*Number of meetings held

10

S. No.	Date of meeting	Total Number of directors associated as on the date of meeting	Attendance	
			Number of directors attended	% of attendance
1	25/04/2017	6	6	100
2	15/05/2017	6	5	83.33333333
3	23/06/2017	6	5	83.33333333
4	21/07/2017	6	5	83.33333333
5	05/09/2017	6	6	100
6	27/09/2017	7	4	57.14285714
7	24/10/2017	7	7	100
8	06/12/2017	7	6	85.71428571
9	23/01/2018	7	6	85.71428571



S. No.	Date of meeting	Total Number of directors associated as on the date of meeting	Attendance	
			Number of directors attended	% of attendance
10	05/03/2018	7	6	85.71428571

C. COMMITTEE MEETINGS

Number of meetings held

22

S. No.	Type of meeting	Date of meeting	Total Number of Members as on the date of the meeting	Attendance	
				Number of members attended	% of attendance
1	Audit Committee	24/04/2017	3	3	100
2	Audit Committee	21/07/2017	3	3	100
3	Audit Committee	23/10/2017	3	3	100
4	Audit Committee	24/10/2017	3	3	100
5	Audit Committee	06/12/2017	4	3	75
6	Audit Committee	22/01/2018	4	4	100
7	Audit Committee	23/01/2018	4	4	100
8	Risk Management	14/05/2017	2	2	100
9	Risk Management	18/11/2017	3	3	100
10	Risk Management	05/03/2018	3	3	100

D. *ATTENDANCE OF DIRECTORS

S. No.	Name of the director	Board Meetings			Committee Meetings			Whether attended AGM held on
		Number of Meetings which director was entitled to attend	Number of Meetings attended	% of attendance	Number of Meetings which director was entitled to attend	Number of Meetings attended	% of attendance	
1	KOKKARNE N	10	10	100	2	2	100	
2	SARADA KUM	10	10	100	8	8	100	
3	NAGANATHA	10	10	100	18	17	94.44444444	
4	THALLAPAKA	10	9	90	20	20	100	
5	SRINIVAS AN	10	7	70	8	6	75	



6	BHARATHI	10	5	50	7	7	100	
7	Bharati Rao	5	5	100	9	9	100	

X. *REMUNERATION OF DIRECTORS AND KEY MANAGERIAL PERSONNEL

Nil

Number of Managing Director, Whole-time Directors and/or Manager whose remuneration details to be entered

1

S. No.	Name	Designation	Gross Salary	Commission	Stock Option/ Sweat equity	Others	Total Amount
1	ARADA KUMAR HC	MANAGING DIR	1,697,135	0		98,820	1,795,955
	Total		1,697,135	0	0	98,820	1,795,955

Number of CEO, CFO and Company secretary whose remuneration details to be entered

2

S. No.	Name	Designation	Gross Salary	Commission	Stock Option/ Sweat equity	Others	Total Amount
1	Atanu Bagchi	Chief Financial C	1,525,833	85,000		121,930	1,732,763
2	Veena G Kamath	Company Secre	1,524,150	60,000		98,284	1,682,434
	Total		3,049,983	145,000	0	220,214	3,415,197

Number of other directors whose remuneration details to be entered

6

S. No.	Name	Designation	Gross Salary	Commission	Stock Option/ Sweat equity	Others	Total Amount
1	KOKKARNE NATR	Director	0	0	0	230,000	230,000
2	THALLAPAKA VEN	Director	0	0	0	390,000	390,000
3	NAGANATHAN GA	Director	0	0	0	380,000	380,000
4	SRINIVAS ANANTH	Director	0	0	0	210,000	210,000
5	BHARATHI	Director	0	0	0	170,000	170,000
6	BHARATI RAO	Director	0	0	0	200,000	200,000
	Total		0	0	0	1,580,000	1,580,000



XI. MATTERS RELATED TO CERTIFICATION OF COMPLIANCES AND DISCLOSURES

* A. Whether the company has made compliances and disclosures in respect of applicable provisions of the Companies Act, 2013 during the year Yes No

B. If No, give reasons/observations

XII. PENALTY AND PUNISHMENT - DETAILS THEREOF

(A) DETAILS OF PENALTIES / PUNISHMENT IMPOSED ON COMPANY/DIRECTORS /OFFICERS Nil

0

Name of the company/ directors/ officers	Name of the court/ concerned Authority	Date of Order	Name of the Act and section under which penalised / punished	Details of penalty/ punishment	Details of appeal (if any) including present status

(B) DETAILS OF COMPOUNDING OF OFFENCES Nil

0

Name of the company/ directors/ officers	Name of the court/ concerned Authority	Date of Order	Name of the Act and section under which offence committed	Particulars of offence	Amount of compounding (in Rupees)

XIII. Whether complete list of shareholders, debenture holders has been enclosed as an attachment

Yes No

(In case of 'No', submit the details separately through the method specified in instruction kit)

XIV. COMPLIANCE OF SUB-SECTION (2) OF SECTION 92, IN CASE OF LISTED COMPANIES

In case of a listed company or a company having paid up share capital of Ten Crore rupees or more or turnover of Fifty Crore rupees or more, details of company secretary in whole time practice certifying the annual return in Form MGT-8.

Name Phaniraj H.S, Partner, PSRA & Associates

Whether associate or fellow Associate Fellow

Certificate of practice number 9559

I/We certify that:

(a) The return states the facts, as they stood on the date of the closure of the financial year aforesaid correctly and adequately.

(b) Unless otherwise expressly stated to the contrary elsewhere in this Return, the Company has complied with all the provisions of the Act during the financial year.



Declaration

I am Authorised by the Board of Directors of the company vide resolution no. ... dated

(DD/MM/YYYY) to sign this form and declare that all the requirements of the Companies Act, 2013 and the rules made thereunder in respect of the subject matter of this form and matters incidental thereto have been complied with. I further declare that:

- 1. Whatever is stated in this form and in the attachments thereto is true, correct and complete and no information material to the subject matter of this form has been suppressed or concealed and is as per the original records maintained by the company.
- 2. All the required attachments have been completely and legibly attached to this form.

Note: Attention is also drawn to the provisions of Section 447, section 448 and 449 of the Companies Act, 2013 which provide for punishment for fraud, punishment for false statement and punishment for false evidence respectively.

To be digitally signed by

Director

DIN of the director

To be digitally signed by

- Company Secretary
- Company secretary in practice

Membership number

Certificate of practice number

Attachments

- 1. List of share holders, debenture holders
- 2. Approval letter for extension of AGM;
- 3. Copy of MGT-8;
- 4. Optional Attachment(s), if any

Attach
Attach
Attach
Attach

List of attachments

This eForm has been taken on file maintained by the Registrar of Companies through electronic mode and on the basis of statement of correctness given by the company

